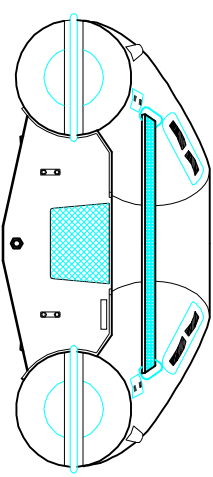
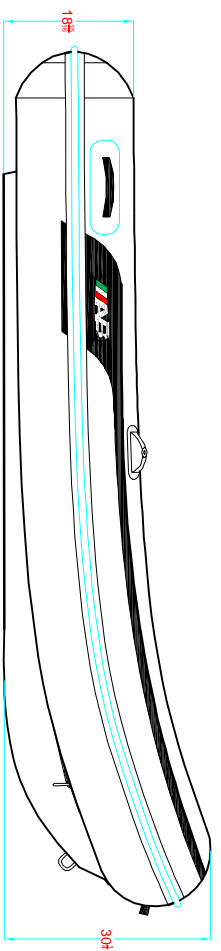


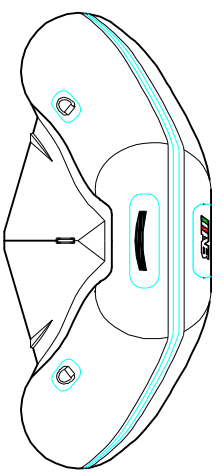
PLANT VIEW
VISTA EN PLANTA



AFT VIEW
VISTA TRASERA



LONGITUDINAL PROFILE
VISTA LATERAL



FORE VIEW
VISTA FRONTAL

MAIN PARTICULARS

MAXIMUM LENGHT/ESLORA MAX. _____ 10' 6" (3.20m)
 MAXIMUM BEAM/MANGA MAX. _____ 5' 7 1/2" (1.72m)

NOTES: 1.-ALL DIMENTIONS IN INCHES
 TODAS LAS MEDIDAS ESTAN DADAS EN PULGADAS

TITLE: "VENTUS 10 VL "

GENERAL ARRANGEMENT
ARREGLO GENERAL



SUBJECTED: ALEXANDER BARRIOS		SCALE: _____		SHEET: 1/1		CODE: _____		PLAN: ARTIGI. 10 VL		No. REV: 2		DATE: 15.10.09	DRAWN: HECTOR SUAREZ
APPROVED: HERMES GARCIA		SCALE: _____		SHEET: 1/1		CODE: _____		PLAN: ARTIGI. 10 VL		No. REV: 2		DATE: _____	APPROVED: _____