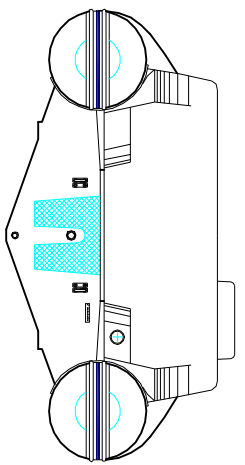
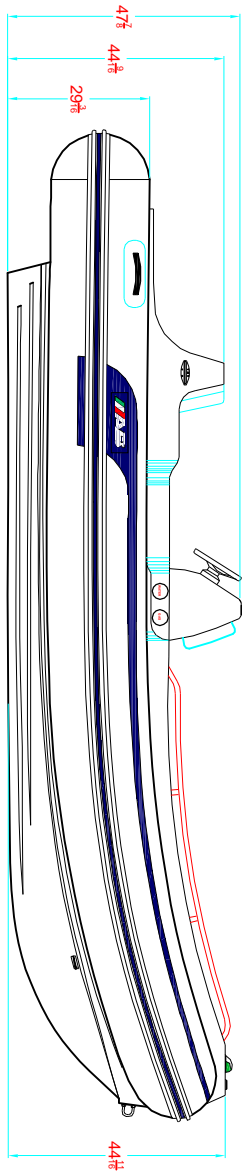


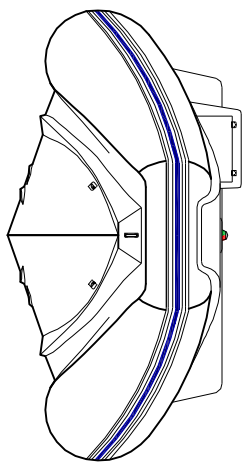
PLANT VIEW  
VISTA SUPERIOR



AFT VIEW  
VISTA TRASERA



LONGITUDINAL PROFILE  
VISTA LATERAL



FORE VIEW  
VISTA FRONTAL

MAIN PARTICULARS

MAXIMUM LENGTH/ESLORA MAX. \_\_\_\_\_ 17' 3" (5.25m)  
 MAXIMUM BEAM/MANGA MAX. \_\_\_\_\_ 8' 1" (2.46m)

NOTES: 1-ALL DIMENSIONS IN INCHES  
 TODAS LAS MEDIDAS ESTAN DADAS EN PULGADAS

TITLE:

"NAUTILUS 17 DLX"  
**GENERAL ARRANGEMENT**  
**ARREGLO GENERAL**



SUBJECTED: **ALEXANDER BARRIOS**  
 APPROVED: **HERMES GARCIA**

SCALE: \_\_\_\_\_ SHEET: **1/1** CODE: \_\_\_\_\_ PLAN: **ARTIGI.17 DLX** No. REV: **1**

DATE: **17.02.09** DRAWN: **HECTOR SUAREZ**  
 DATE: \_\_\_\_\_ APPROVED: \_\_\_\_\_