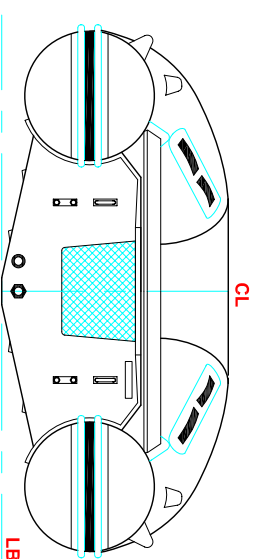
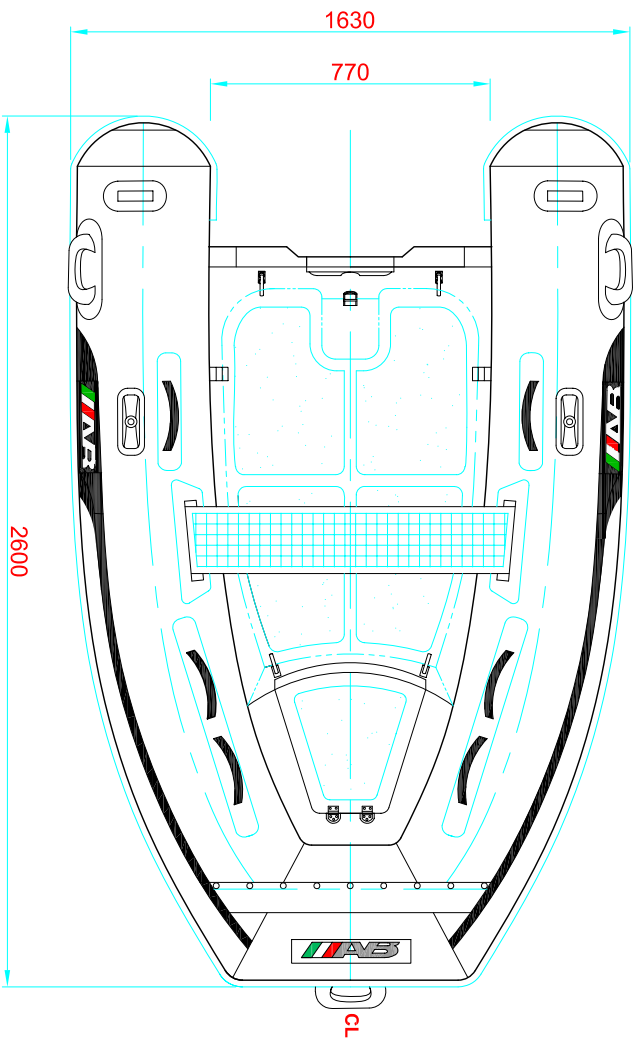


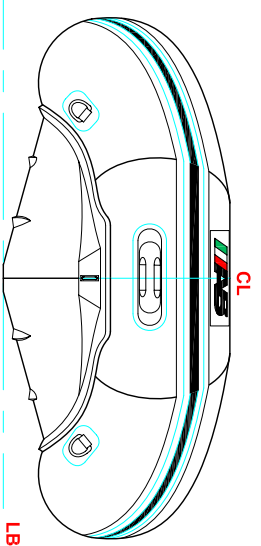
LONGITUDINAL PROFILE  
PERFIL LONGITUDINAL



AFT VIEW  
VISTA DE POPA



PLANT VIEW  
VISTA EN PLANTA



FORE VIEW  
VISTA DE PROA

**MAIN PARTICULARS**

MAXIMUM LENGTH/ESLORA MAX. \_\_\_\_\_ 2,60 ml (8'-6")  
 MAXIMUM BEAM/MANGA MAX. \_\_\_\_\_ 1,63 ml (5'-4")  
 DEPTH/PUNTAL \_\_\_\_\_ 0,50 ml (1'-4")

**NOTES:** 1.- ALL DIMENSIONS ARE IN MILLIMETERS EXCEPT WHERE INDICATED

TITLE "NAVIGO 8 VS"

**GENERAL ARRANGEMET**

DESIGNER REYNALDO GIL	SCALE 1/20	SHEET 1/1	CODE	PCAN ARTIGIO VS.05.05	REV. NO.	DATE 25/06/05	APPROVED F. LAGUNA
