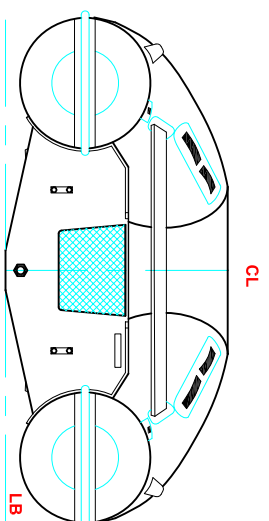
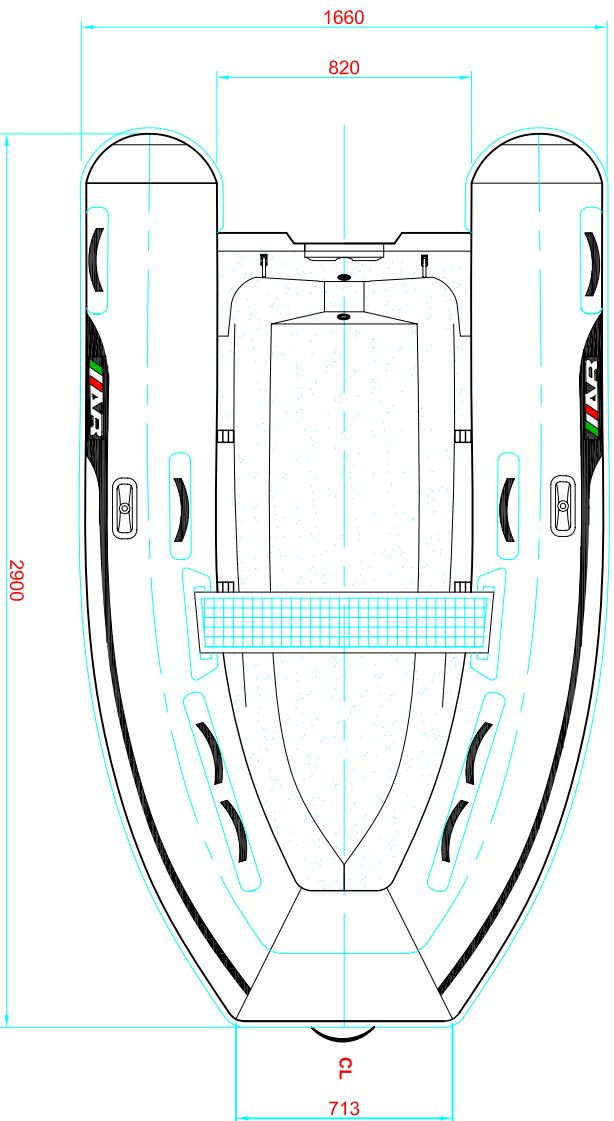


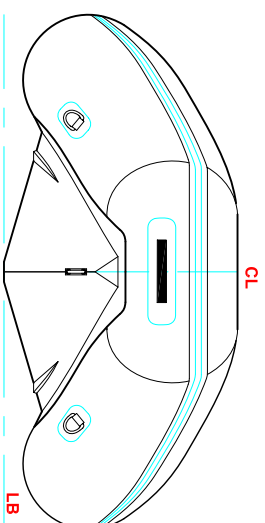
LONGITUDINAL PROFILE  
PERFIL LONGITUDINAL



AFT VIEW  
VISTA DE POPA



PLANT VIEW  
VISTA EN PLANTA



FORE VIEW  
VISTA DE PROA

**MAIN PARTICULARS**

MAXIMUM LENGTH/SLOTA MAX. \_\_\_\_\_ 2.90 ml (9' - 6")  
 MAXIMUM BEAM/MANGA MAX. \_\_\_\_\_ 1.66 ml (5' - 5")  
 DEPT-H/PUNTAL \_\_\_\_\_ 0.50 ml (1' - 4")

**NOTES:** 1.- ALL DIMENSIONS ARE IN MILLIMETERS EXCEPT WHERE INDICATED

TITLE "VENTUS 9 VL"

**GENERAL ARRANGEMET**

SUBJECTO: REYNALDO GIL		SCALE: 1/20	SHEET: 1/1	CODE:	PLAN: ARTIG 9 VL.05.05	REV. N°:	DATE: 24/05/05	DRAWN: F. LAGUNA
APPROVED: REYNALDO GIL								APPROVED:

