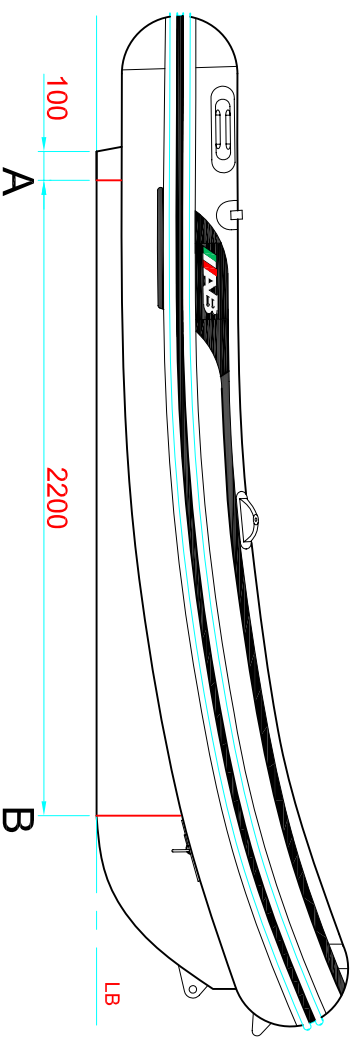
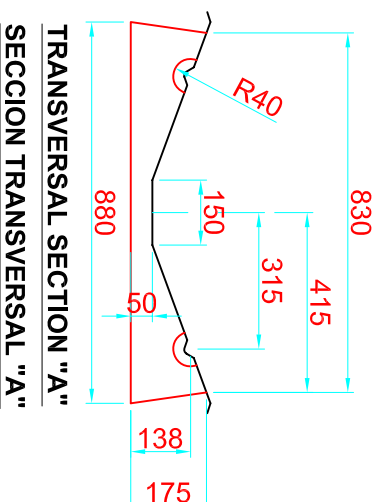


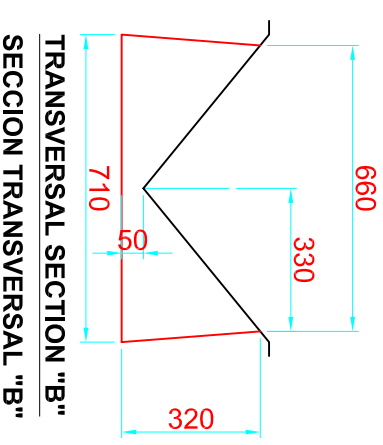
LOCATION AND DISTANCE  
OF DAVIT LIFTING POINTS  
UBICACION Y DISTANCIA  
DE LOS GANCHOS DE IZADO



LONGITUDINAL PROFILE  
PERFIL LONGITUDINAL



TRANSVERSAL SECTION "A"  
SECCION TRANSVERSAL "A"



TRANSVERSAL SECTION "B"  
SECCION TRANSVERSAL "B"

RECOMMENDED CHOCK LOCATION AND BUILDING DIMENSIONS  
UBICACION DE LAS CUNAS Y SUS MEDIDAS DE FABRICACION

NOTES:  
1.- ALL DIMENSIONS ARE IN MILLIMETERS EXCEPT WHERE INDICATED  
2.- VERIFY MEASUREMENTS WITH ACTUAL HULL