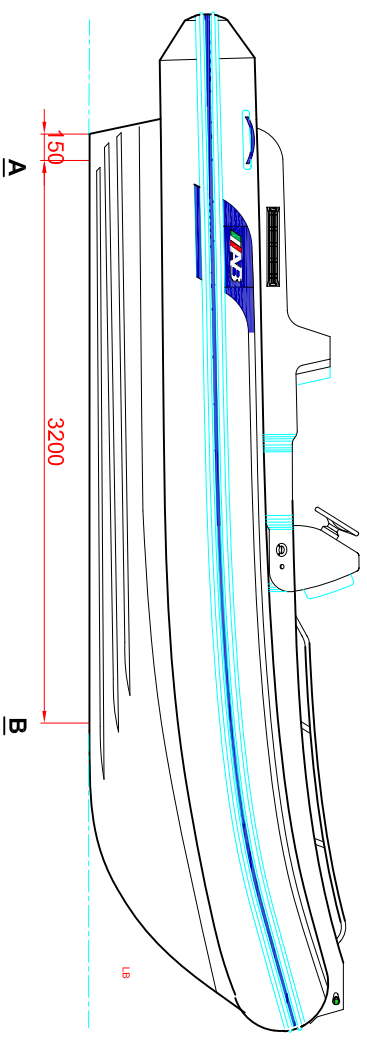
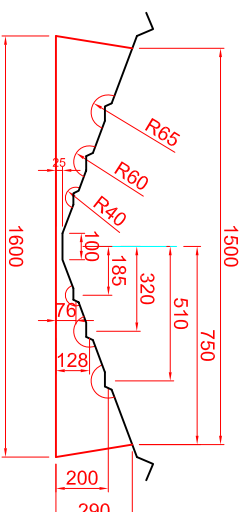


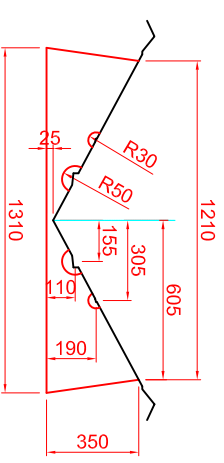
LOCATION AND DISTANCE
OF DAVIT LIFTING POINTS
UBICACION Y DISTANCIA
DE LOS GANCOS DE IZADO



LONGITUDINAL PROFILE
PERFIL LONGITUDINAL



TRANSVERSAL SECTION "A"
SECCION TRANSVERSAL "A"



TRANSVERSAL SECTION "B"
SECCION TRANSVERSAL "B"

RECOMMENDED CHOCK LOCATION AND BUILDING DIMENSIONS
UBICACION DE LAS CUNAS Y SUS MEDIDAS DE FABRICACION

NOTES:

- 1.- ALL DIMENSIONS ARE IN MILLIMETERS EXCEPT WHERE INDICATED
- 2.- VERIFY MEASUREMENTS WITH ACTUAL HULL