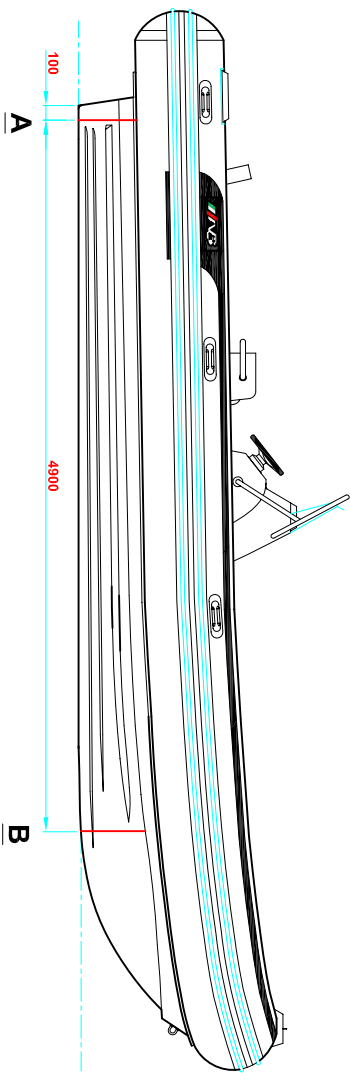
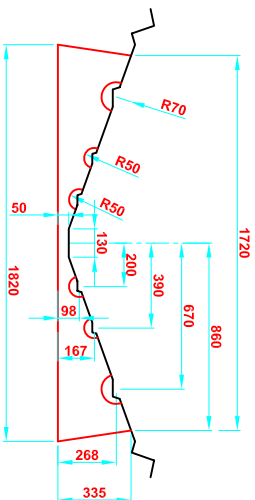


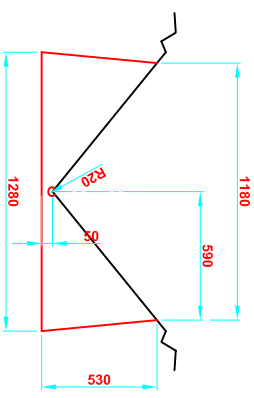
**LOCATION AND DISTANCE OF DAVIT LIFTING POINTS
UBICACION Y DISTANCIA DE LOS GANCHOS DE IZADO**



**LONGITUDINAL PROFILE
PERFIL LONGITUDINAL**



**TRANSVERSAL SECTION "A"
SECCION TRANSVERSAL "A"**



**TRANSVERSAL SECTION "B"
SECCION TRANSVERSAL "B"**

**RECOMMENDED CHOCK LOCATION AND BUILDING DIMENSIONS
UBICACION DE LAS CUNAS Y SUS MEDIDAS DE FABRICACION**

NOTES: 1.- ALL DIMENSIONS ARE IN MILLIMETERS EXCEPT WHERE INDICATED
2.- VERIFY MEASSUREMENTS WITH ACTUAL HULL