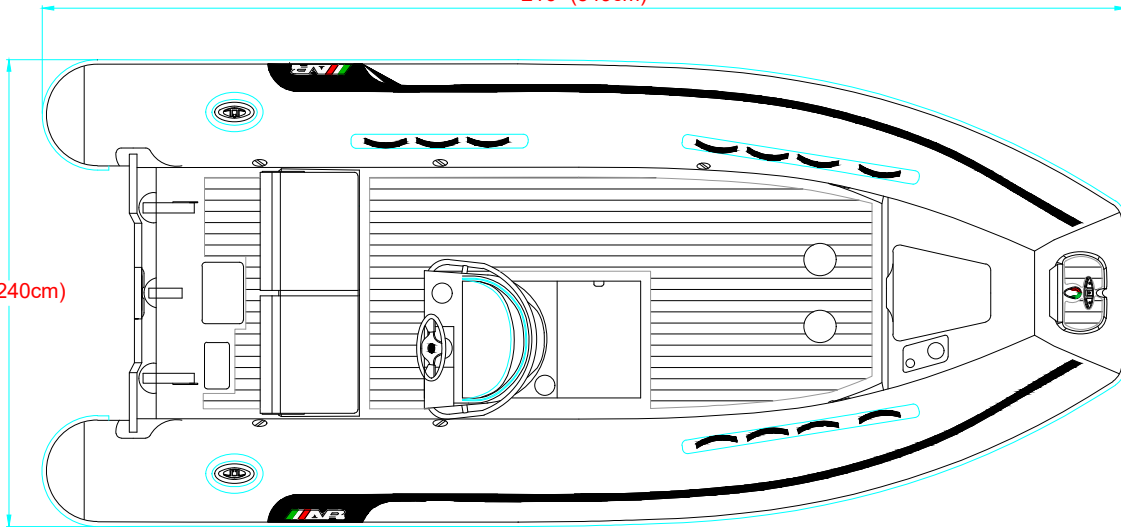
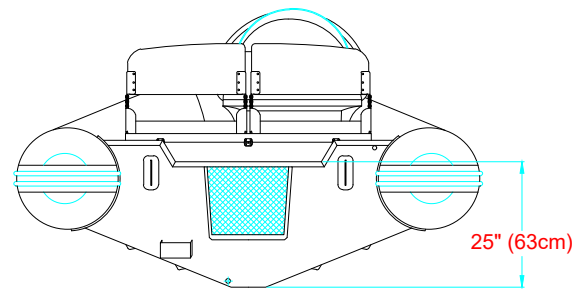


216" (549cm)

94" (240cm)

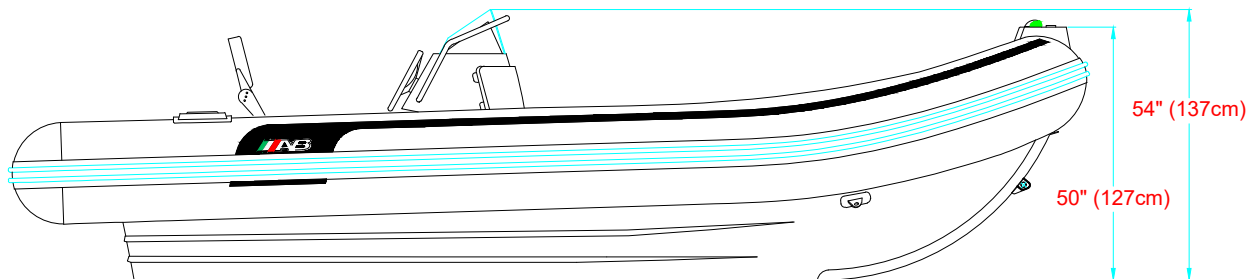


PLANT VIEW
VISTA SUPERIOR



25" (63cm)

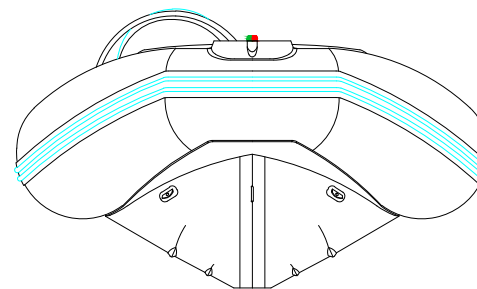
AFT VIEW
VISTA TRASERA



54" (137cm)

50" (127cm)

LONGITUDINAL PROFILE
VISTA LATERAL



FORE VIEW
VISTA FRONTAL

MAIN PARTICULARS

MAXIMUM LENGHT/ESLORA MAX. _____ 18' (5.49m)

MAXIMUM BEAM/MANGA MAX. _____ 7' 10" (2.4m)

NOTES: 1.-ALL DIMENSIONS IN INCHES & CENTIMETERS
TODAS LAS MEDIDAS ESTAN DADAS EN PULGADAS Y CENTIMETROS

TITLE: "ALUMINA 18 ALX"
GENERAL ARRANGEMENT
ARREGLO GENERAL



SUBJECTED: **JAIRO MARTINEZ**

DATE
02.08.24

DRAWN
HECTOR SUAREZ

APPROVED: **HERMES GARCIA**

SCALE.

SHEET:
1/1

CODE:

PLAN:

No.REV
4

DATE

APPROVED: