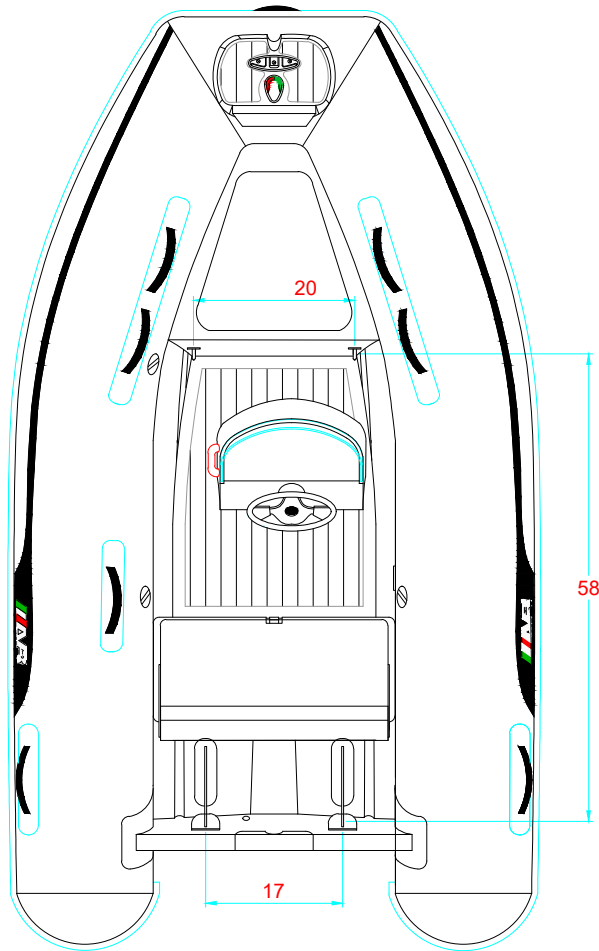



REV. 3

# ALUMINA 9.5 ALX

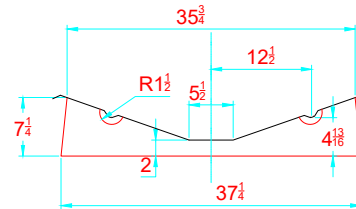
520 - 2 - 76



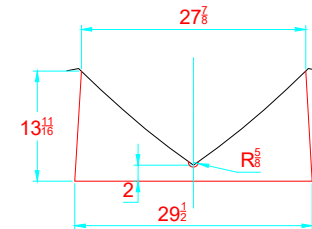
-LOCATION AND DISTANCE  
OF DAVIT LIFTING POINTS  
UBICACION Y DISTANCIA  
DE LOS GANCHOS DE IZADO



LONGITUDINAL PROFILE  
PERFIL LONGITUDINAL



TRANSVERSAL SECTION "A"  
SECCION TRANSVERSAL "A"



TRANSVERSAL SECTION "B"  
SECCION TRANSVERSAL "B"

-RECOMMENDED CHOCK LOCATION AND BUILDING DIMENSIONS  
UBICACION DE LAS CUNAS Y SUS MEDIDAS DE FABRICACION

-VERIFY MEASUREMENTS WITH ACTUAL HULL  
VERIFICAR MEDIDAS DE ACUERDO A CASCO ACTUAL

NOTES: 1.- ALL DIMENSIONS IN INCHES  
2.- MEASURES FROM CENTER OF CHOCK'S SURFACES