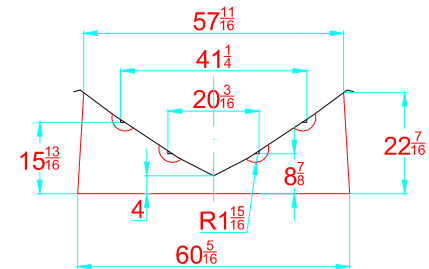
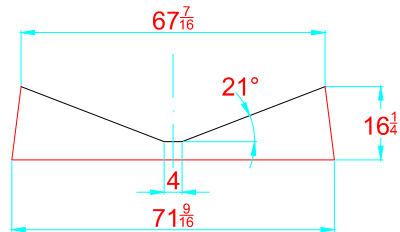
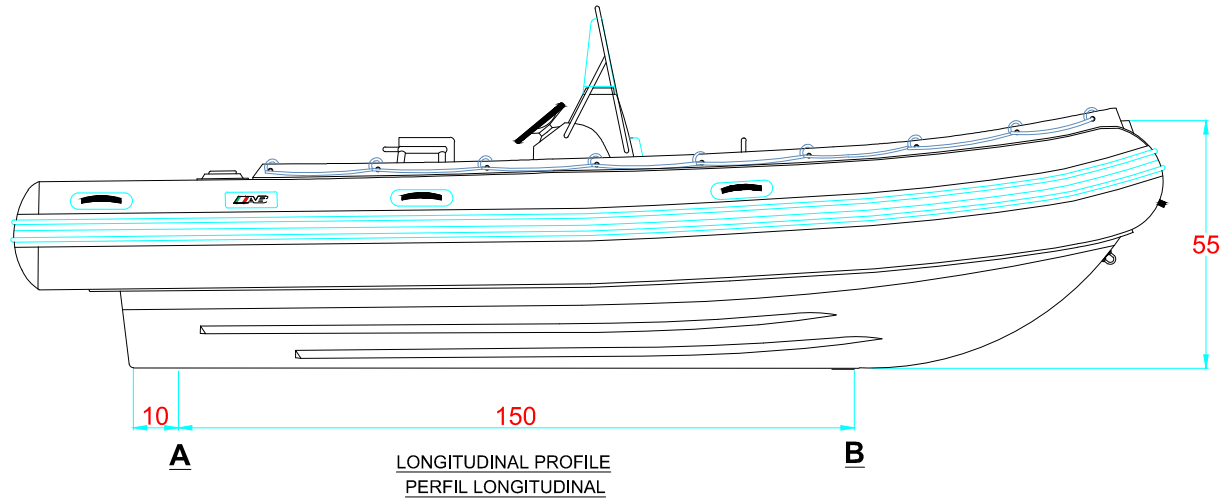


REV. 1

PROFILE F 21

515-10-35



-RECOMMENDED CHOCK LOCATION AND BUILDING DIMENSIONS
UBICACION DE LAS CUNAS Y SUS MEDIDAS DE FABRICACION

-VERIFY MEASUREMENTS WITH ACTUAL HULL
VERIFICAR MEDIDAS DE ACUERDO A CASCO ACTUAL

- NOTES:
- 1.- ALL DIMENSIONS IN INCHES
 - 2.- MEASURES FROM CENTER OF CHOCK'S SURFACES